


Phonics Workshop

14th November 2017



In school, we follow the Letters and Sounds programme. Letters and Sounds is a phonics resource published by the Department for Education and Skills which consists of six phases.



- Terminology
- There is a booklet which explains the terminology used. You may take this home
- On the school website there is a link where you can listen to the correct pronunciation of the sounds. Columba's class page
- [How to pronounce letter sounds.](#)



- In Reception your child will be taught letters and sounds from
- Phase 1
- Phase 2
- Phase 3



PHASE 1

- Children are taught to be aware of sounds around them.

Activities may include:

- Going on a listening walk
- Listening to instruments and singing songs
- Listening to rhymes and rhythms
- Playing initial sound games- I-Spy
- Begin oral blending- saying separate sounds in a word-
C-u-p for cup and oral segmenting- say sock- which sounds
can be heard in sock? S-o-ck



PHASE 2


- Set 1: s, a, t, p
 - Set 2: i, n, m, d
 - Set 3: g, o, c, k
 - Set 4: ck, e, u, r
 - Set 5: h, b, f, ff, l, ll, ss
- 

LEARN TRICKY WORDS

- **the**
- **to**
- **no**
- **go**
- **I**



PHASE 3

- Set 6: j, v, w, x
 - Set 7: y, z, zz, qu
 - Consonant digraphs: ch, sh, th, ng
 - Vowel digraphs: ai, ee, igh, oa, oo, ar, or, ur, ow, oi, ear, air, ure, er
- 

- During Phase 3, the following tricky words (which can't yet be decoded) are introduced:
- he
- she
- we
- me
- be
- was
- you
- they
- all
- are
- my
- her



YEAR 1

- Revise phase 3
- Phase 4
- Phase 5
- Phase 6



○Phase 4


In Phase 4, no new graphemes are introduced. The main aim of this phase is to consolidate the children's knowledge and to help them learn to read and spell words which have adjacent consonants, such as trap, string, milk and clown



- During Phase 4, the following tricky words (which can't yet be decoded) are introduced:
- said
- have
- like
- so
- do
- some
- come
- were
- there
- little
- one
- when
- out
- what



PHASE 5

- Children will be taught new graphemes and alternative pronunciations for these graphemes.
 - Vowel digraphs: wh, ph, ay, ou, ie, ea, oy, ir, ue, aw, ew, oe, au
 - Split digraphs: a_e, e_e, i_e, o_e, u_e
- 

ie

○ pie

chief

ee

e-e

○ sheep

Steve



- During Phase 5, the following tricky words (which can't yet be decoded) are introduced:
- oh
- their
- people
- Mr
- Mrs
- looked
- called
- asked
- could



PHASE 6

- The focus is on learning spelling rules for suffixes.

-s

-es

-ing

-ed

-er

-est

-y

-en

-ful

-ly

-ment

-ness



SEGMENTING

- Breaking down words for spelling.

cat

c a t .

SEGMENTING

Queen

qu ee n



BLENDING

Building words from phonemes to read.

c a t

cat



BLENDING

Qu ee n

queen



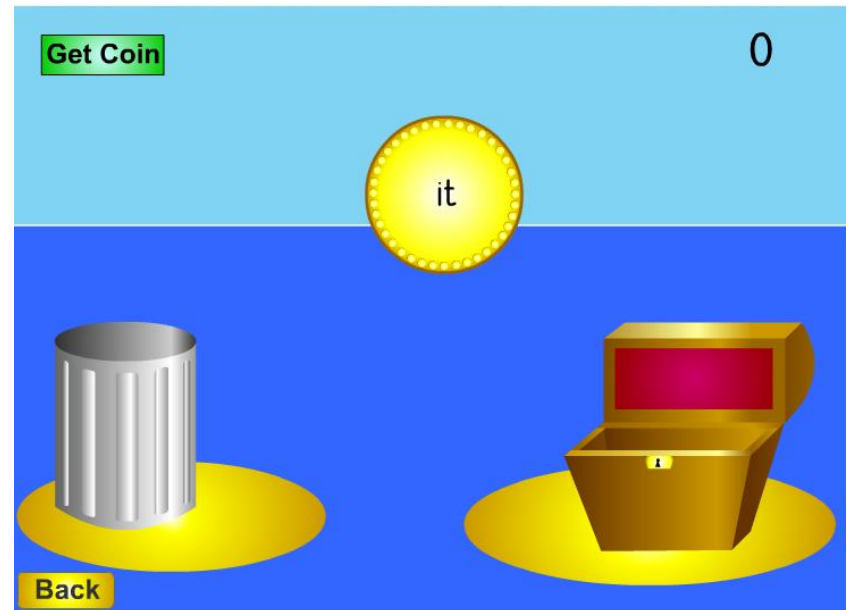
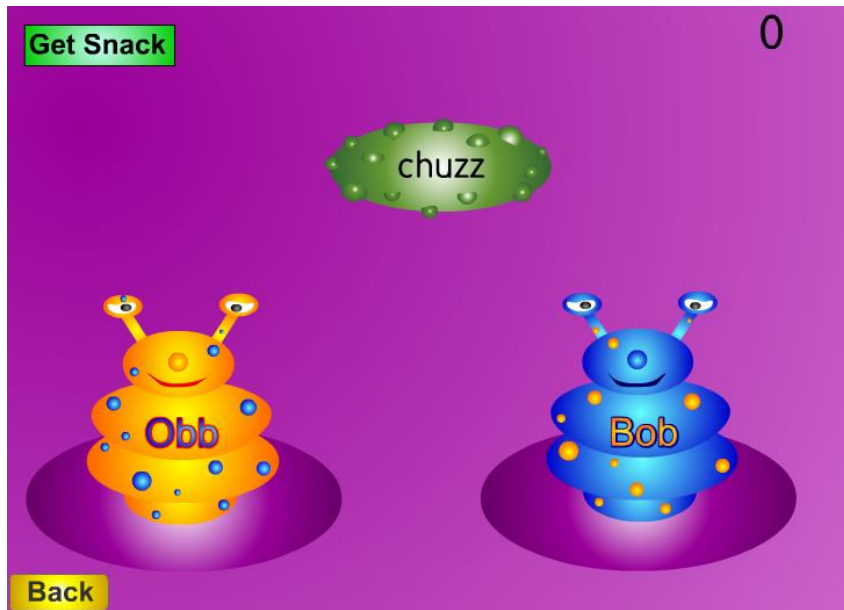
TEACHING PHONICS

- Teach new sounds and tricky words
- Practise by reading and writing individual words- including non-words for example- ay flay
- Play games to make it fun
- Apply by writing sentences, reading sentences and reading books
- We will give your child a phonics test each half term to monitor their progress.
- Family support clubs-Tuesday 2:45-3:45pm
Wednesday 8:30-8:45am Friday 8:30-8:45am



RESOURCES

<http://www.phonicsplay.co.uk>



PHONICS SCREENING TEST-STATUTORY TEST

- Week commencing **4 June** and 11 June 2018
- 40 words: 20 real words 20 alien words
- A score is given out of 40
- The pass mark is sent out after the test is completed
- We will inform you if your child has successfully passed their screening test



YEAR 1 PHONICS TEST

grit

start

best

hooks

blan



steck



hild



quemp



HOW YOU CAN HELP

- Practise the new sounds and words in their phonics homework
- Cut up the words and play games
- Frequently hear your child read. Please write a small comment in their reading record book to let us know how well they have read.
- Attend Family support club to play games and get individual support for your child.

